

Device Enrollment Program

Get your Apple business rolling



Knowing you is our business.

INGRAM
MICRO

Apple
Authorized
Distributor

The Device Enrollment Program is available through Ingram Micro for new hardware orders and via Install Base (previously purchased through Ingram Micro).

What is DEP (Device Enrollment Program)?

- The Device Enrollment Program provides a fast, streamlined way to deploy business-owned iOS devices and Mac computers purchased from Ingram Micro or Apple Direct

Benefits of DEP:

- Zero-touch configuration
- Wireless supervision
- Streamlined setup assistant
- Allows your end users to connect their devices to a mobile device management system

How to get started as a reseller:

1. **Sign up for a Reseller ID by going to <https://depconnect.apple.com/enrollment>**
2. **Once you receive your Reseller ID, please send it to us (AppleDEP@ingrammicro.com) along with an email where you would like to receive DEP enrollment confirmations**
3. **You are now ready to start enrolling devices on the behalf of your end user**

Automatic DEP process:

DEP information is given at the time of order, so it automatically enrolls when it ships.

On new hardware orders placed with Ingram Micro, we need to collect two pieces of information about the end user:

1. **End-User DEP ID (also known as Organization ID)**
2. **DEP Order Number – this is typically the End-User PO for reference when looking up the devices in their Apple Business Manager. DEP order number must be unique to each enrollment.**

If placing orders electronically via EDI/XML, our IT team will work with you to provide the necessary schema information to map these required fields.

Manual DEP process:

If DEP information was not given at the time of order or you wish to enroll older devices, this can be done via Install Base.

Install Base enrollments require an Excel spreadsheet to collect all the data regarding the devices that need to be enrolled. This form is available on our website under Resources.

To submit Install Base forms or for general questions/concerns, please contact:

AppleDEP@ingrammicro.com

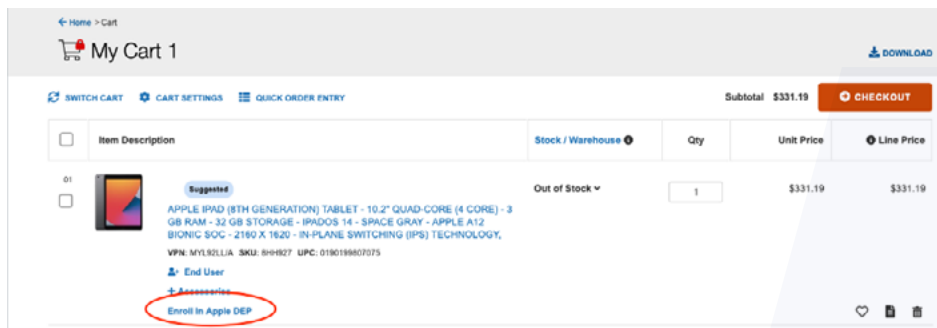


DEP enrollment for online purchases:

“Enroll in Apple DEP” is now available when you order DEP eligible products.

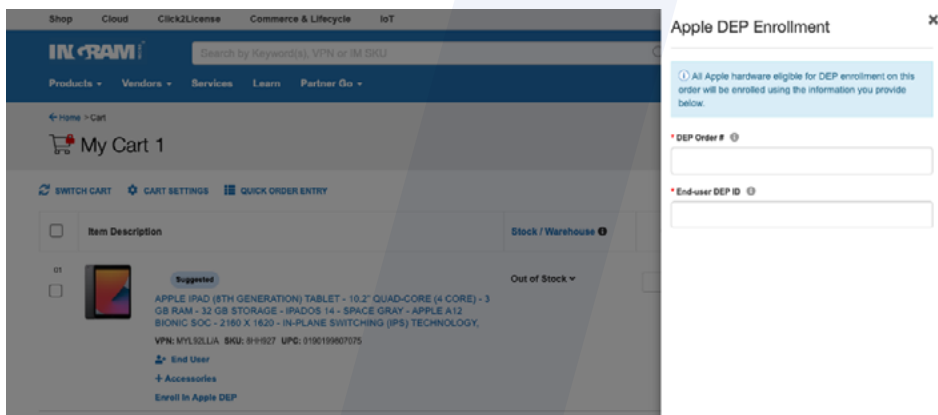
- The “Enroll in Apple DEP” button displays in your cart
- You must already be set up with DEP permission. If you are and the “Enroll” button doesn’t display, please contact AppleDEP@ingrammicro.com
- **IMPORTANT:** The DEP enrollment applies to the entire order. All eligible products will be enrolled to the End-User DEP ID provided

1. Click on “Enroll in Apple DEP”

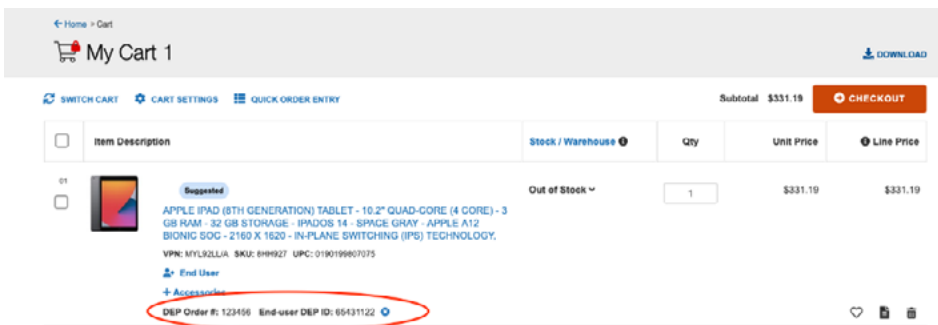


2. The Apple DEP Enrollment pop-up will ask for the DEP Order Number and End-User DEP ID:

- DEP Order #:
 - The order number the end user will use to look up all devices in their Apple Business Manager
 - Must be unique and not used before
 - Maximum of 32 characters
- End-User DEP ID:
 - Supplied by Apple to the end user
 - You must be whitelisted, or the DEP enrollment will show an error



3. Once you hit SAVE, the DEP information will be added to all the eligible products, and you'll see the fields reflected as in the screenshot below. You only need to enter the DEP information once and it applies to all the products.



Knowing you is our business.