



HP Curio**city** Guide

Click anywhere to begin



AAMPLIFY™
HP PARTNER PROGRAM





Welcome

HP Curiosity is a new community that provides opportunities for enhanced training, engagement, and rewards in a unique, interactive platform.

This guide provides navigation information for this new experience, including how to learn, build, and communicate in HP Curiosity.

As a member of HP Curiosity, you have opportunities to explore, connect, and build a foundation of success through promotions, incentives, training, and rewards.

Join HP Curiosity today and start driving sales through this online adventure!

The HP Curiosity Team



HP Confidential

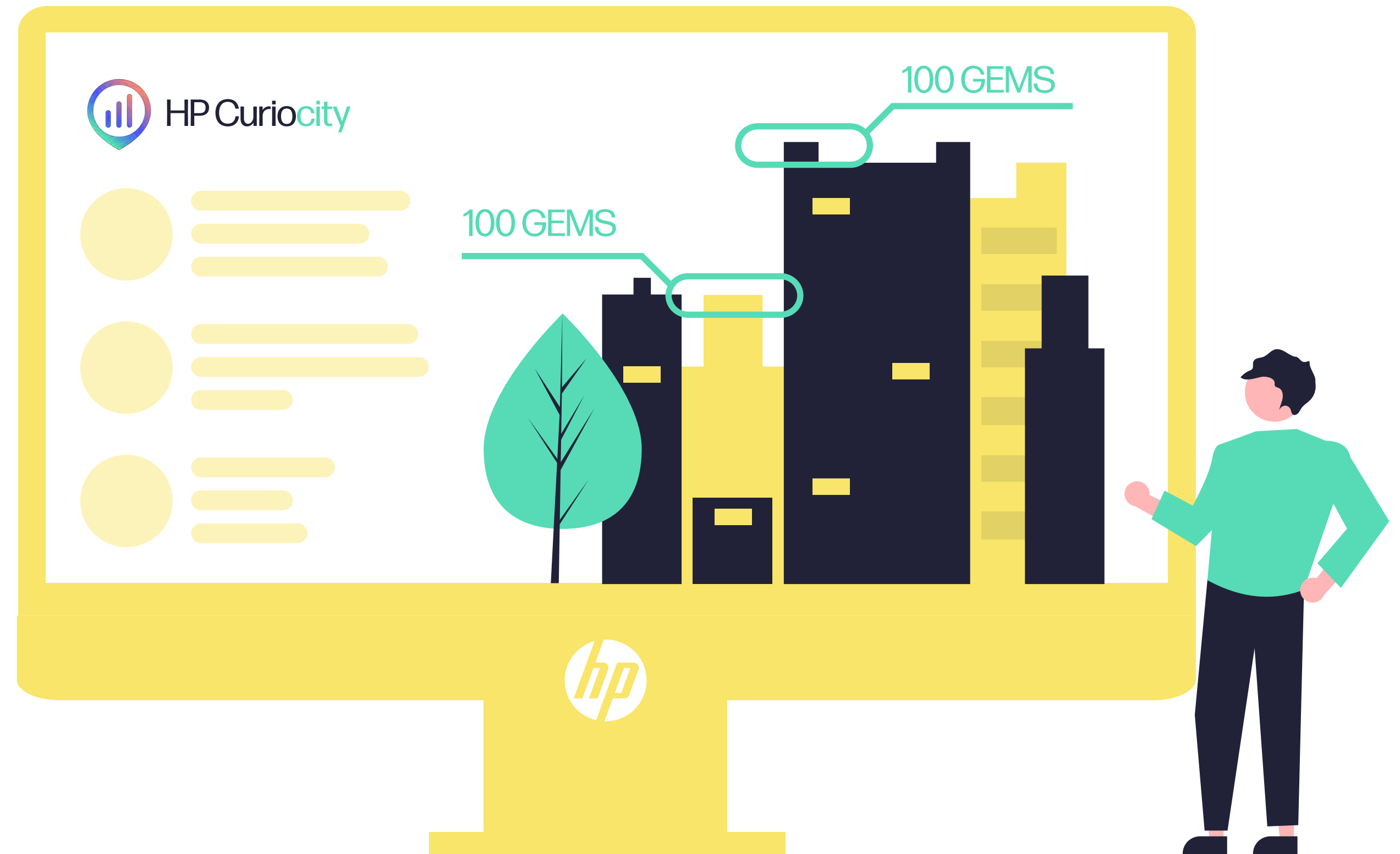
Overview

Learn. Sell. Reward.

As you sell, learn, and engage in HP Curiosity, you can receive monetary rewards and Gems that recognize your participation.

Use the Gems to create a personalized adventure within the digital city, and track your status towards rewards and recognition through the leaderboard and personalized dashboards.

Build success with a variety of online resources, including claim builder with individual and bulk sales claims, and eligible SKU list download with available products.



HP Confidential

Sign in & Access




To participate in HP Curiosity, you must have an existing [HP Partner Portal Account](#).

If you don't have access to the HP Partner Portal, you can [Register here](#).

Log in to the HP Partner Portal, and from the top navigation menu, select: Programs > Membership Benefits > HP Curiosity.

From the HP Curiosity platform, you must complete your HP Curiosity profile information to register.



HP Confidential

Features

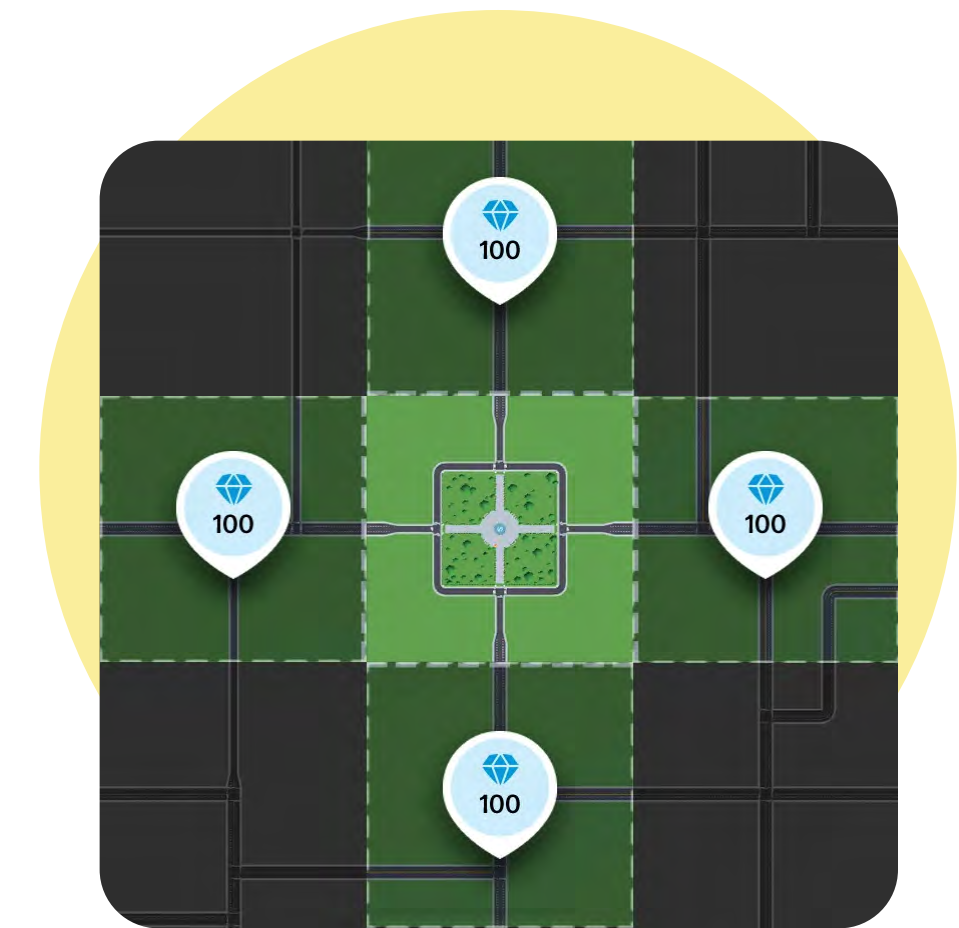


Click an icon to learn more



Features

Click an image to learn more



Navigation



Home

The Home button opens the navigation to all the sections of HP Curiosity.

The Incentives tab includes the Eligible SKU List, Claim Builder, Promotions, Rewards Store, and Rewards History.

The Learning menu tab contains the Education module, where you can complete courses, take quizzes, and test your knowledge.

The Community tab contains the Leaderboard, Activities & Challenges, Community Feed, and Members.

The Profile tab is where you can view your progress, points, and status, and access settings.

Resources contains all other support documents.

Incentives

Learning

Community


Profile

Resources

Incentives

Eligible SKU List

See all products to claim!




Claim Builder

Submit your sales claims.




Promotions

More ways to earn!



Rewards Store

Redeem Now!



Rewards History

See all your reward points

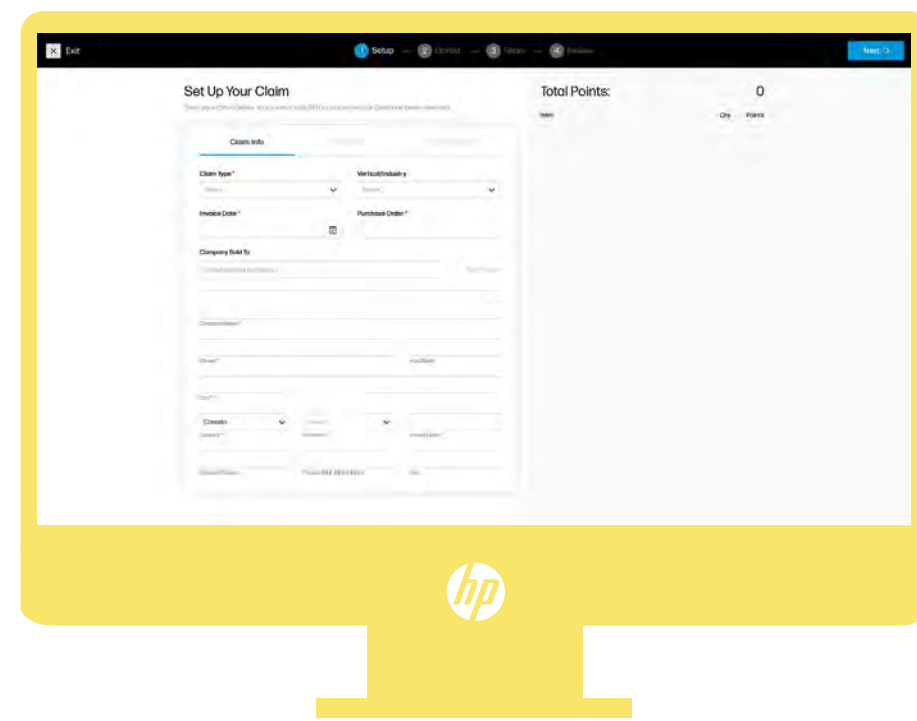


HP Confidential

Claims


Select the Incentives tab, then Claim Builder to submit claims. Alternatively, select the Incentive building (Bank). Claim Builder prompts users to input all required sales claim submission information.

[Show all](#)



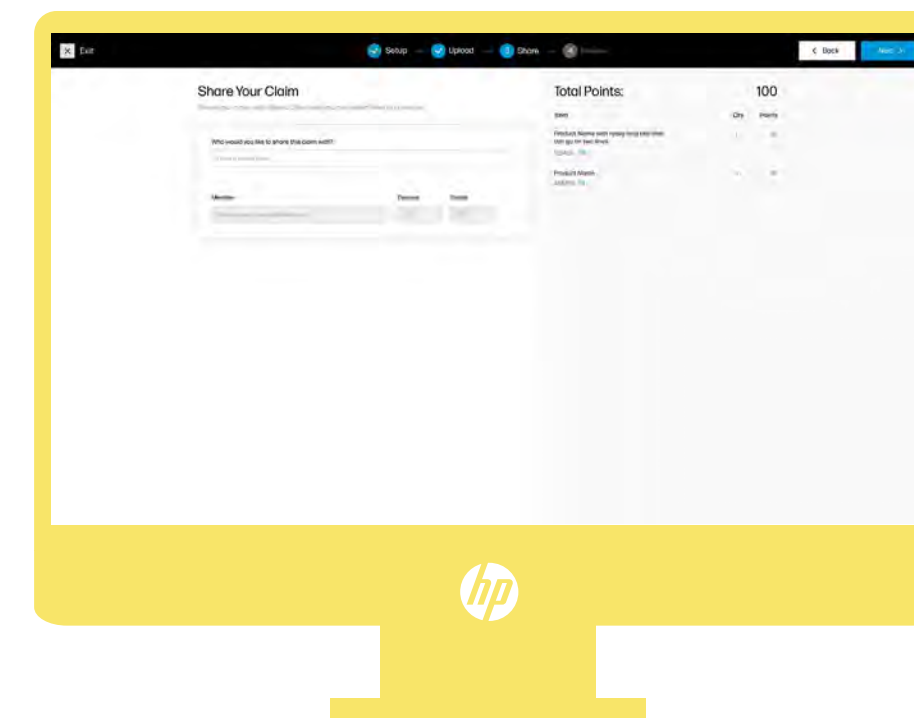
1

Provide all claim details, including SKU.



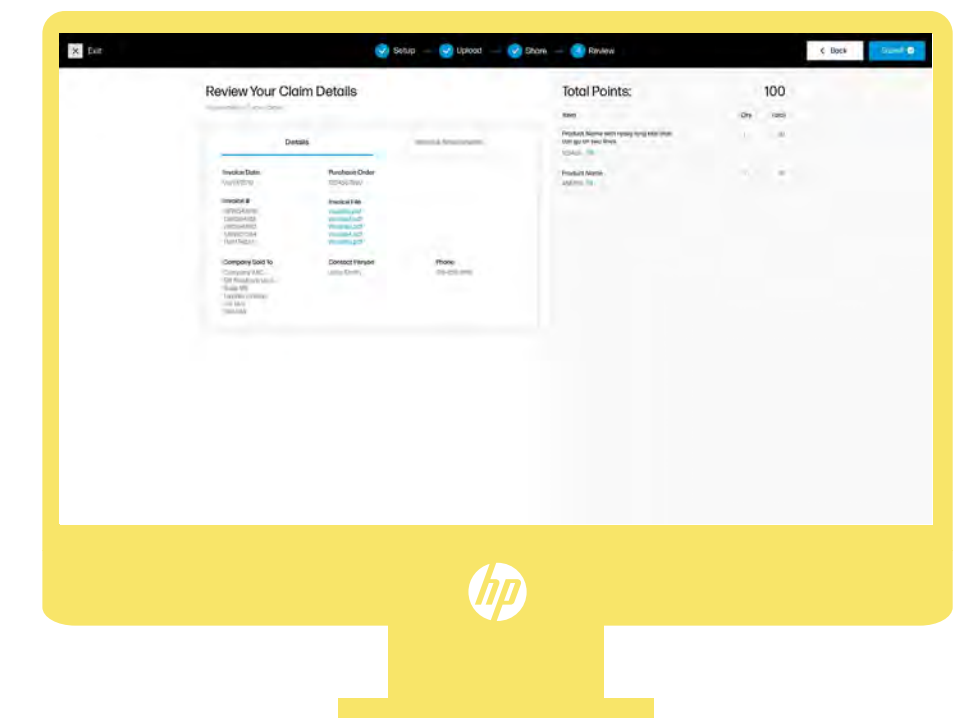
2

Upload all invoices as proof of sale.



3

Share your claim with others, if applicable, splitting the incentive.



4

Review your claim details and click Submit.

Community

The Community menu tab is where you connect, join individual and group challenges, participate in promotions and incentives, and view the leaderboard.

What can you do in the HP Curiosity community?

Click an icon below to learn more



Education ●●

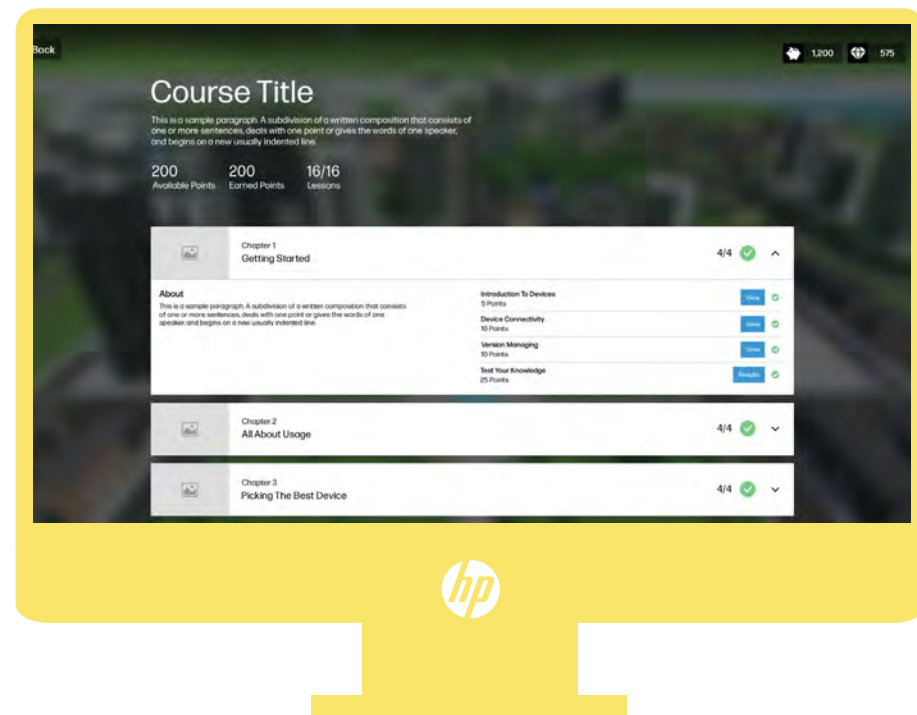
Click an image to learn more



Education

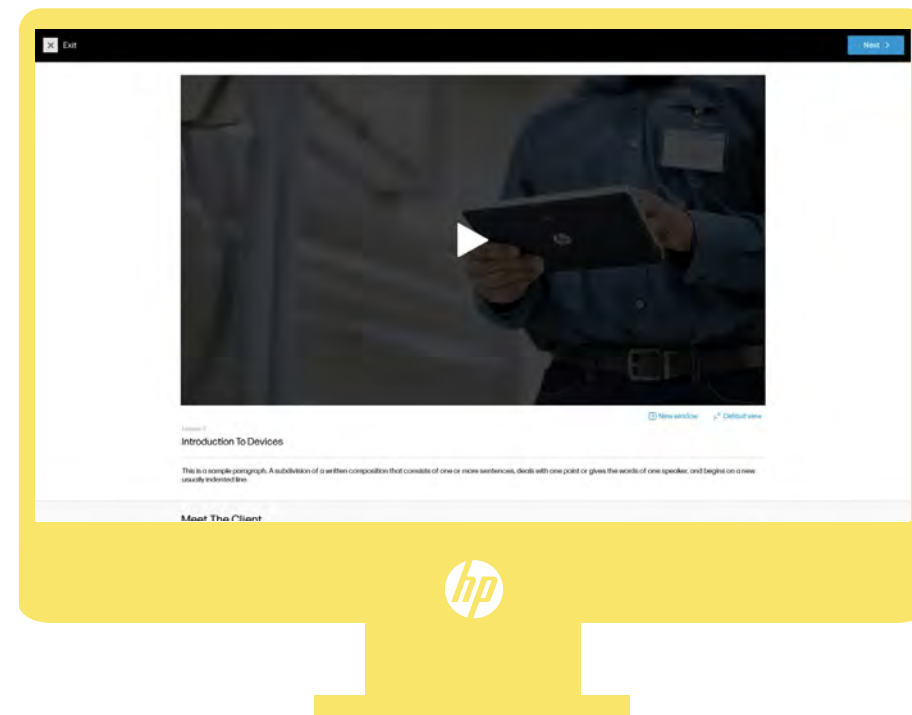
How to take a course in the education module.

[Show all](#)



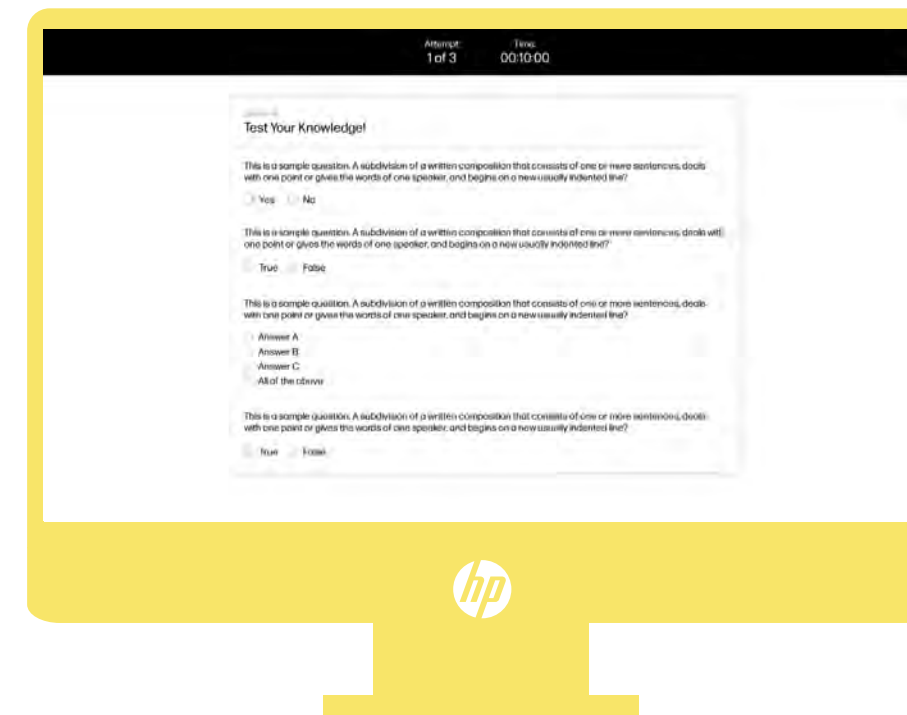
1

Select a course in the Education module.



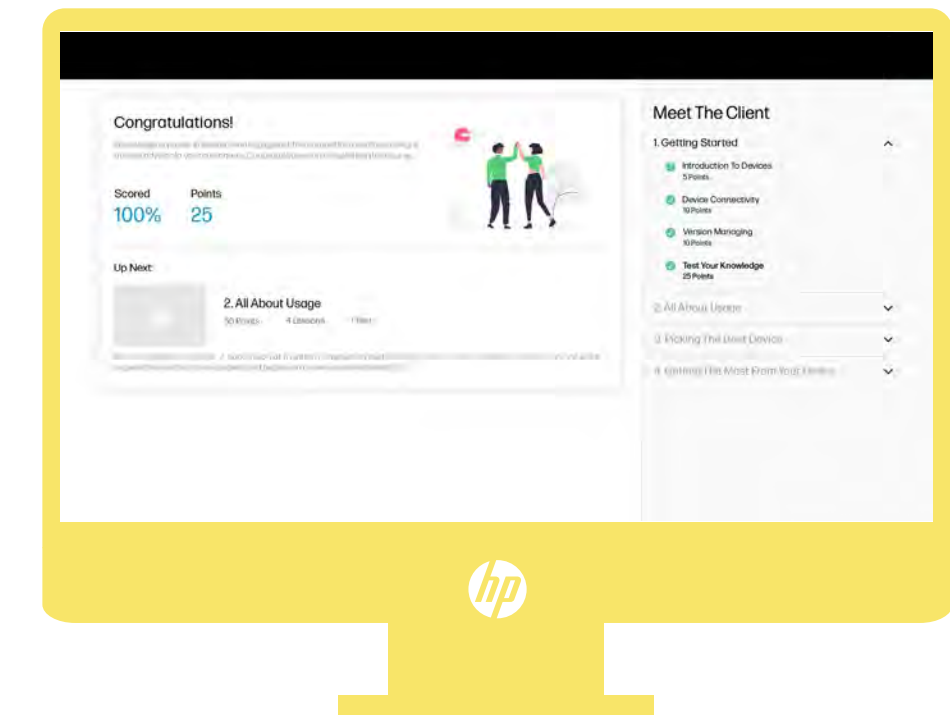
2

Study and learn the course material.



3

Complete the applicable course quiz.



4

View your results, and claim the reward.

Points & Gems



HP Curiosity offers two types of rewards: monetary points and non-monetary Gems.


Complete HP Curiosity activities, including Education courses, promotions, surveys, and special activities, to receive rewards and recognition.

Reward balances display at the top-center of the screen for easy viewing.


Redeem points in the Rewards Store; use Gems to expand your city and improve your place on the leaderboard.

Gems can be used to expand or purchase items for your city and advance you in the leaderboards.


Click a Gem to learn more.



Selling



Learning



Community

HP Confidential

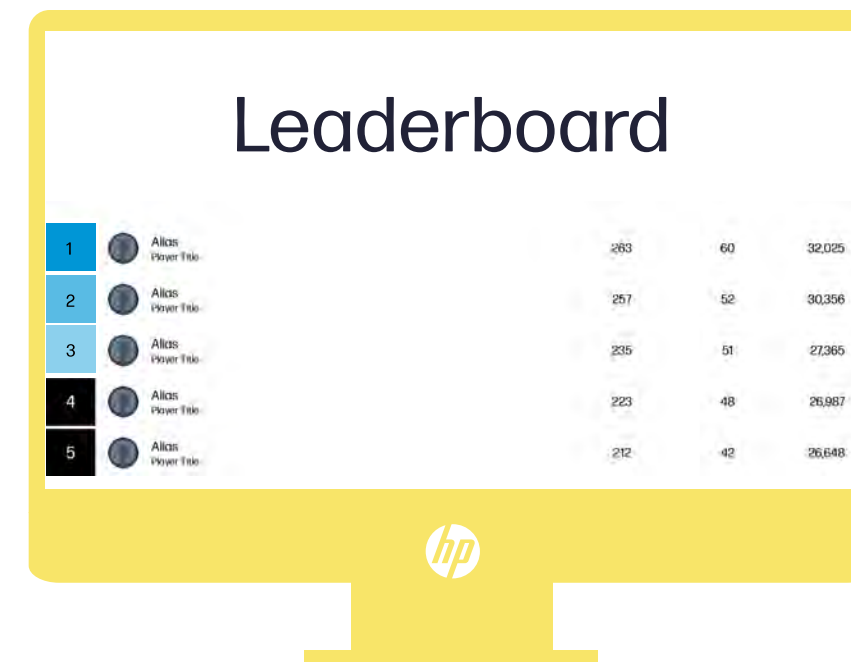
Points & Gems

Ranks and Missions

Your leaderboard ranking improves when you participate in HP Curiosity, and is based on the total number of Gems received. Your ranking will drop with extended non-participation.

Mission badges are calculated weekly, and reflect your activities. Badges are a visual representation of each week's focus based on the colored Gems you have accumulated.

Click an image to learn more




Rewards




Redeeming your HP Curiosity points for rewards is as easy as 1-2-3!

Click a number to learn more


1



2



3

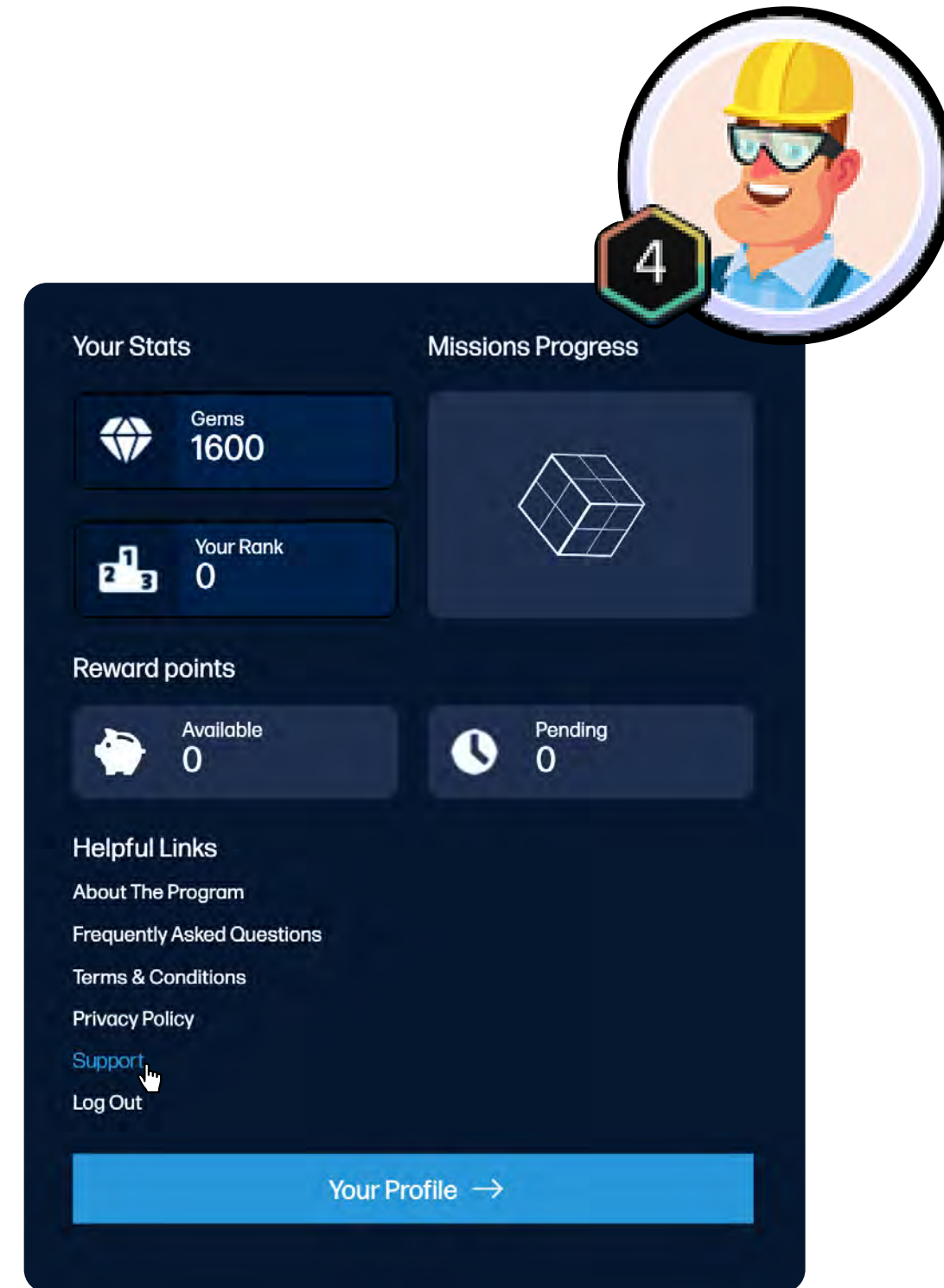


Points will deduct automatically, and you will receive a confirmation message for your redemption request. Please visit the Rewards Store to view your available balance and options. Delivery method and timing will vary by reward. Please allow up-to six weeks for reward delivery.

HP Confidential

Support

For assistance,
select the Profile icon,
then Support.



The screenshot shows a user profile dashboard with the following sections:

- Your Stats:** Gems 1600, Your Rank 0.
- Missions Progress:** A progress bar with a cube icon.
- Reward points:** Available 0, Pending 0.
- Helpful Links:** About The Program, Frequently Asked Questions, Terms & Conditions, Privacy Policy, **Support** (highlighted), Log Out.
- Your Profile** →



with



HP Confidential